

Vendor Performance Monitoring Process

John Louwers - DTE

Jeff Baysinger - NextEra

Jeff Wright – ENT

John Schopper – WCNOOC

Phillip Sullivan – STP

Wendy Woltz - PGN

NUPIC Web Page

NUPIC - Nuclear Procurement Issues Committee - Microsoft Internet Explorer provided by FirstEnergy Corp.

File Edit View Favorites Tools Help

Address <http://www.nupic.com/> Go Links

Good Morning ! | | Nuclear Procurement Issues Committee - Version: 11


Home Menu

- [Home](#)
- [Charter/Mission Statement](#)
- [Business Environment](#)
- [NUPIC Rep Listing](#)
- [NUPIC Committees](#)
- [Memorandum of Understanding](#)
- [Hot Links](#)
- [Future NUPIC Meetings](#)
- [ETHANY Additional Services](#)

NUPIC

Home

Welcome to the Nuclear Procurement Issues Committee (NUPIC) Web Site



Formed in 1989 and represented by all Domestic and several International nuclear utilities operating nuclear power plants, NUPIC provides a cost and quality effective program for the evaluation of suppliers furnishing safety related items and services to the Industry. NUPIC Joint Audits and Surveys are performed utilizing an industry-wide standardized approach.

Through the cooperative effort of the NUPIC members, significant benefits are realized, not only by its members, but the entire nuclear industry..

Logon

Username:

Password:

Logon

EPRI Logon

Username:

Password:

Logon

NQML Logon

Username:

Password:

Logon

Vendor Logon

Username:

Password:

Logon

Vendor Interface Committee Members

- [Download NUPIC Documents](#)
- [QA Manual Submissions](#)
- [Register for Vendor Performance Monitoring Report](#)

NUPIC Technical Support:
Pat Strassner
(885) 889-2586
NUPICSupport@ethany.com
www.ethany.com

NUPIC Customer Support:
Mark Coren
(704) 875-6077
mark.coren@duke-energy.com

Enter your Information

Good Morning ! | | Nuclear Procurement Issues Committee - Version: 11

Home Menu

- [Home](#)
- [Charter/Mission Statement](#)
- [Business Environment](#)
- [NUPIC Rep Listing](#)
- [NUPIC Committees](#)
- [Memorandum of Understanding](#)
- [Hot Links](#)
- [Future NUPIC Meetings](#)
- [ETHANY Additional Services](#)


Vendor Interface Committee Members













- [Download NUPIC Documents](#)
- [QA Manual Submissions](#)
- [Register for Vendor Performance Monitoring Report](#)

NUPIC - Vendor Interface Committee

Register for Vendor Performance Monitoring Report

To register for Vendor Performance Monitoring Report click the **Register** Button. If you click the **Register** Button the information will be saved to the database and an e-mail will be sent to the Email address provided for confirmation.

 Indicates Required Field

Contact Name	<input type="text"/>	
Company Name	<input type="text"/>	
Company Address	<input type="text"/>	
Company City	<input type="text"/>	
Company State	<input type="text"/>	
Phone Number	<input type="text"/>	
Email Address	<input type="text"/>	 (Must be a Business/Company E-mail Address)
Confirm Email Address	<input type="text"/>	
User Name	<input type="text"/>	
Confirm User Name	<input type="text"/>	
Password	<input type="text"/>	
Confirm Password	<input type="text"/>	

Opening page home_vendor_reg.asp at www.nupic.com ...

Internet

VPM Report Data for Supplier XYZ Industry

SQPDT

Last 12 Months

Supplier #	SR/PR	Supplier Name	City	ST	Audit Date	Users	Plants	Total #	% Def	Audit Findings	CA Timeliness	NRC Insp.	NUPIC Industry Issues	OE and Part 21
9999	SR/PR	XYZ Industry	IRVIN	CA	05/20/2011	23	7	252	17.4	11	5	None	5	1

Rating Criteria

NUPIC /Green Vendor – No Red or Yellow Criteria, up to 3 White Allowed

NUPIC /White Vendor – No Red Criteria, up to 3 Yellow Allowed

NUPIC /Yellow Vendor – No more than one Red Criteria

NUPIC /Red Vendor – More than one Red Criteria

Receipt Inspection Results

(25 lots in last 12 months with 15% or more deficient)

(Not all Utilities Participate in SQPDT)

- **Green; less than 10% error rate**
- **White; 10% to 14.9% error rate**
- **Yellow; 15% to 24.9% error rate**
- **Red; 25% or more error rate**

NUPIC Audit Findings (Last 3 years)

- Green; 3 findings or less
- White; 4 to 6 findings
- Yellow; 7 to 9 findings
- Red; 10 or more findings
- **Any significant notification advances window two colors**

Timeliness of Corrective Action Response

- Green; less than 90 days
- White; 90-179 days
- Yellow; 180-364 days
- Red; 365 or more days

NRC Inspection Results (last 3 years)

- Green; no Notice of Violation or Notice of Nonconformance
- White; 1 Notice of Violation or Notice of Nonconformance
- Yellow; 2 Notice of Violation or Notice of Nonconformance
- Red; 3 Notice of Violation or Notice of Nonconformance

NUPIC Industry Issues (last Year)

- Green; 0 issues
- White; 1 issues
- Yellow; 2 issues
- Red; 3 or more issues

INPO Operating Experience and 10CFR21 Reports (last year)

- Green; 0 issues
- White; 1 issues
- Yellow; 2 issues
- Red; 3 or more issues

VPMC Review and Verifications

SQPDT

Last 12 Months

Supplier #	SR/ PR	Supplier Name	City	ST	Audit Date	Users	Plants	Total #	% Def	Audit Findings	CA Timeliness	NRC Insp.	NUPIC Industry Issues	OE and Part 21
9999	SR/ PR	XYZ Industry	IRVIN	CA	05/20/2011	23	7	252	17.4	11	5	None	5	1

Based on this example the overall rating criteria for this supplier would be Red. In this case, the VPMC will review red windows for further clarification. Example 11 Audit Findings are listed over a 3 year period – review indicates this window represents two audits.

2009 7 Findings were identified – Yellow Window

2011 4 Findings were identified – White Window (Improving Trend)

VPMC would not recommend a LSA based on the Audit Finding Window

Audit Team Recommends LSA

Vendor performance Committee
Recommends LSA

NUPIC Members Vote

YES / No

What is an LSA?

- Limited Scope Audit – A supplemental audit scheduled outside the normal NUPIC Audit Frequency, focused at specific performance deficiencies.

Vendor Performance monitoring Summary

Total number of vendors on Monitoring report
294

Green rating	97 Supplier	32%
White Rating	134 Suppliers	46%
Yellow Rating	50 Suppliers	18%
Red Rating	13 Suppliers	4%

NUPIC Findings – Top Trends

- **Records/Document Control**
- 2008 - 7.40% 2009 – 8.30% 2010 – 9.11% 2011 – 9.50%
- **Programmatic/Other Problems-Audits**
- 2008 - 8.92% 2009 - 6.29% 2010 - 7.80% 2011 - 9.70%
- **Failure to Follow Procedure**
- 2008 - 6.83% 2009 - 7.23% 2010 - 5.37% 2011 - 5.37%
- **Nonconformance/Corrective Action - Inadequate procedure**
- 2008 - 5.31% 2009 - 3.88% 2010 - 5.37% **2011 -6.61%**
- **Nonconformance/Corrective Action - Deficient PT 21 reporting**
- 2008 - 5.88% 2009 - 4.15% 2010 - 4.39% **2011 - 4.96%**
- **Nonconformance/Corrective Action - Failure to Follow Procedure**
- 2008 - 3.23% 2009 - 3.88% 2010 - 3.25% **2011 - 4.55%**
- **Commercial Grade Dedication Problems-Inadequate procedure**
- 2008 - 3.80% 2009 - 3.88% 2010 - 2.76% **2011 - 4.13%**

Vendor Inspection Findings

2009 NRC Inspections

57 Inspection Findings

- Corrective Action - 18%
- Design Control - 10%
- Part 21 - 30%
- Other - 16%

2010 NRC Inspections

11 Inspection Findings as reported in June 2010

- Corrective Action - 18%
- Design Control - 18%
- Part 21 - 36%
- Other - 9%

A background image of a blue sky with light, wispy clouds and a blue ocean with a bright reflection of the sun on the left side. The text "QUESTIONS??" is centered in the middle of the image.

QUESTIONS??